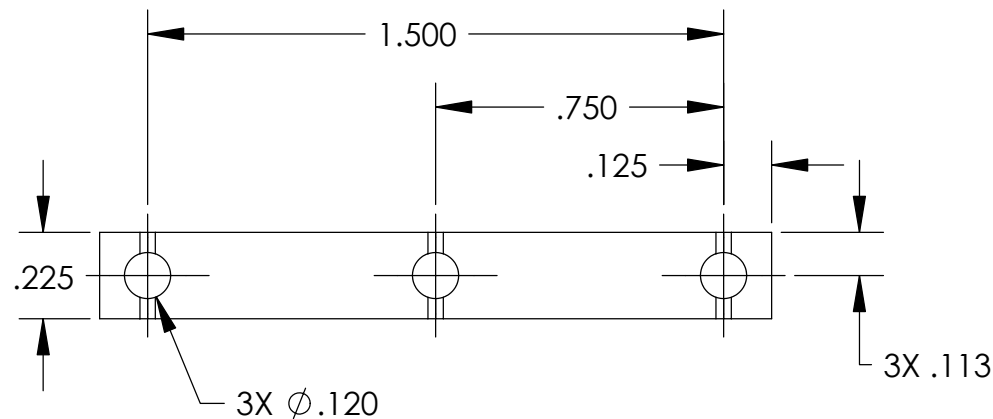
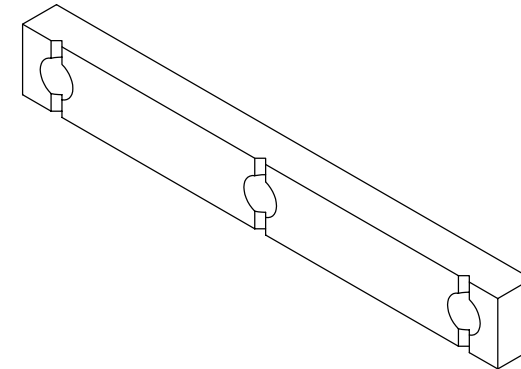
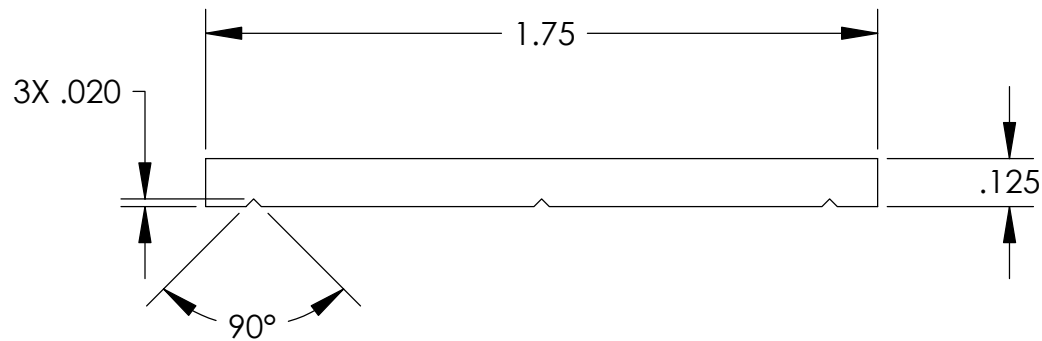


REVISIONS		
REV	DESCRIPTION	DATE
B	Added vent slots	6/26/2003



- NOTES:
1. VENT SLOTS ARE TO BE ALIGNED WITH HOLES.
 2. VENT SLOT SHAPE CAN BE ROUND OR AT DIFFERENT ANGLE.

UNLESS OTHERWISE SPECIFIED:

DIMENSIONS ARE IN INCHES
DECIMAL TOLERANCES:
.X \pm .030 .XX \pm .015 .XXX \pm .005

ANGULAR TOL: \pm 1° SURFACE ROUGHNESS: 63/

INTERNAL AND EXTERNAL SURFACE
INTERSECTIONS SHALL BE UNIFORMLY
FINISHED WITH CHAMFER .005/.010 X 45°
OR RADIUS .005/.010.
CHAMFER ALL THREADED HOLES 110° OF
MAJOR DIAMETER X 45°

MATERIAL: **304 SST**

FINISH: **NONE**

High Precision Devices

1668 Valtrec Lane, Suite C, Boulder, Colorado 80301
Phone: (303) 447-2558 Fax: (303) 447-2548 Web Site: www.hpd-online.com

TITLE: **p02101-075 support clamp plate**

CONFIGURATION: **00-Default**

SIZE	QTY PER ASSM:	SCALE:	SHEET	OF	REV
A	24	2:1	1	1	B
DATE:	5/20/2004	DRAWN BY:	C. Danaher		